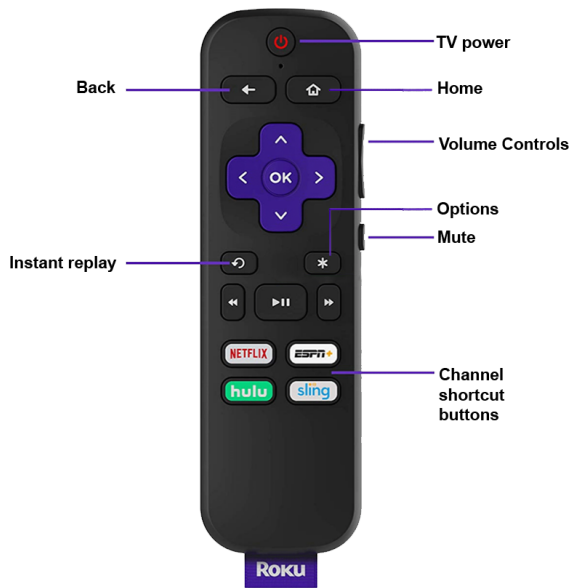


ROKU REMOTE



LUXSPEED

BASIC REMOTE CONTROLS

The Roku remote resembles your traditional TV remote, you can use it to power your TV on and off. You'll also have the ability to toggle your sound higher or lower. Although the back button is overlooked, it's one of the most used buttons on any remote. It's on the left-hand side of your remote and comfortably positioned. **Anytime you need to access your main screen with your applications, you can press the Home button on your remote to return to that screen.**

CHANNEL SHORTCUTS

All of Roku's remotes come with channel shortcut buttons to help you jump right into your favorite subscriptions. One-click and you're there. Some 'quick' buttons differ depending on the model of your remote, but Netflix is a constant. Other channel shortcuts may include CBS All Access, Hulu, and Sling TV.

REALCHOICE TV

MAIN SCREEN

Welcome to your main screen on the RealChoice TV app. You have the main menu of **Full Screen**, **Channels List**, **Guide**, **Recordings**, and **Favorites**. If you want to view the current channel full screen, just use your remote to navigate the screen and press "OK" if at anytime you want to come back to this screen, press the back button.

CHOSING A CHANNEL

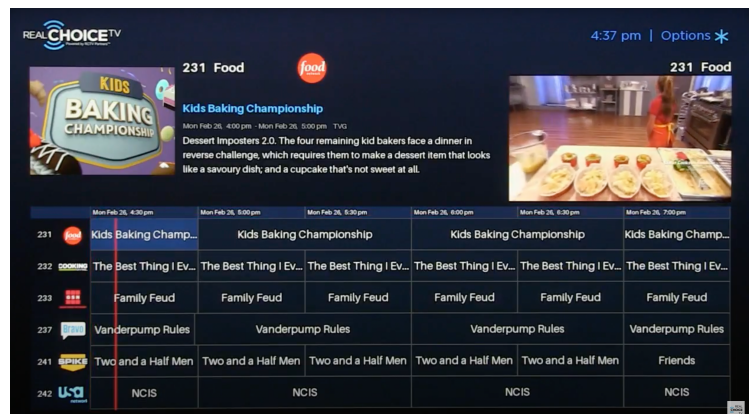
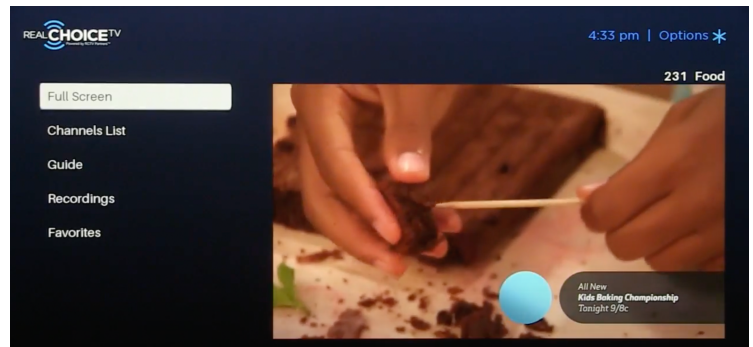
From your main screen, scroll down to **Channels List**, this is where you can see a list of channels and browse until you make your selection. Press "OK" once you found a channel you want to watch. The red line on your screen shows current the LIVE broadcast.

CHANNEL LIST

This is a secondary way to access your channels, this method is listed under "**Guide**" and shows one channel at a time including a title and description of the show. Once you've made a selection press "OK"

DVR

If you have a show you want to record, use your channel list to locate your show and press the star key on your remote and a list will pop up allowing you to select "**record**." If there is a series you want to record you can select that off the list as well.



LUXSPEED CHANNEL LINEUP

A&E Entertainment	Fox Sports 1	National Geographic
ACC Network	Fox Sports 2	NewsNation
AWE	FreeForm	Nick Jr.
American Heroes	Fyi	Nick Music
Animal Planet	GSN	Nickelodeon
BET	Golf Channel	Nicktoons
BET Jams	Great American Country	OGAN
BET Soul	(GAC)	OWN Network
Big Ten	HGTV	Oxygen
Bloomberg	HLN	PAC12
Bravo	HSN	Paramount TV
CBS Sports	HSN HD	QVC
CMT	Hallmark Channel	QVC HD
CMT Music	Hallmark Drama	RFD
CNBC	Hallmark Movie Channel	Regional Sports Network
CNBC World	History	SEC
CNN	Investigation Discovery	ShopHQ
CSPAN	Lifetime	ShopHQ
CSPAN 2	Lifetime Movie Network	Smithsonian Channel
CSPAN 3	Lifetime Real Women	Stingray - 50 audio channels
Cartoon Network	Local ABC	Syfy
Comedy Central	Local CBS	TBN
Cooking Channel	Local Fox	TBS
Crime and Investigation	Local NBC	TCM: Turner Classic Movies
Destination America	Logo	TLC
Discovery Channel	MLB Network	TNT
Discovery Family Channel	MSNBC	TV Land
Discovery Life	MTV	The Science Channel
Disney Channel	MTV 2	Travel Channel
Disney Jr.	MTV Live	USA Network
Disney XD	Magnolia Network (fka: DIY)	Universal Kids
E! Entertainment	Military History	VH1
ESPN	MotorTrend	Viceland
ESPN 2	NBA TV	Weather Channel
ESPN News	NFL Network	truTV
ESPN U	NHL Network	
EWTN	Nat Geo WILD	
FX		
FXM		
FXX		
Food Network		
Fox Business Network		
Fox News Channel		

LuxSpeed Support

Our customer support department is available 24/7/365 at
phone: 1-877-589-3015
email: support@luxspeed.io

REALCHOICE TV

MAIN SCREEN

Welcome to your main screen on the RealChoice TV app. You have the main menu of **Full Screen**, **Channels List**, **Guide**, **Recordings**, and **Favorites**. If you want to view the current channel full screen, just use your remote to navigate the screen and press "OK" if at anytime you want to come back to this screen, press the back button.

CHOSING A CHANNEL

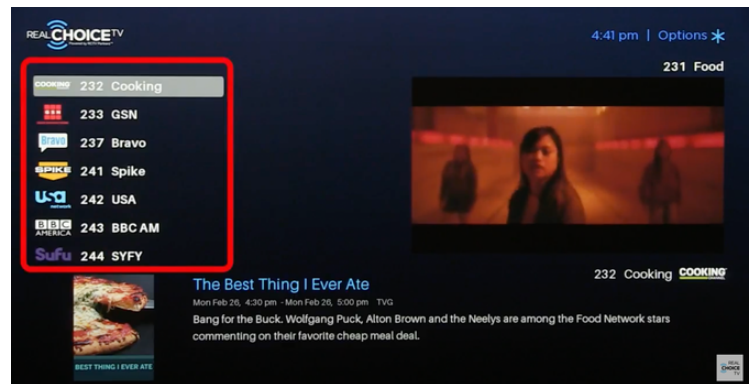
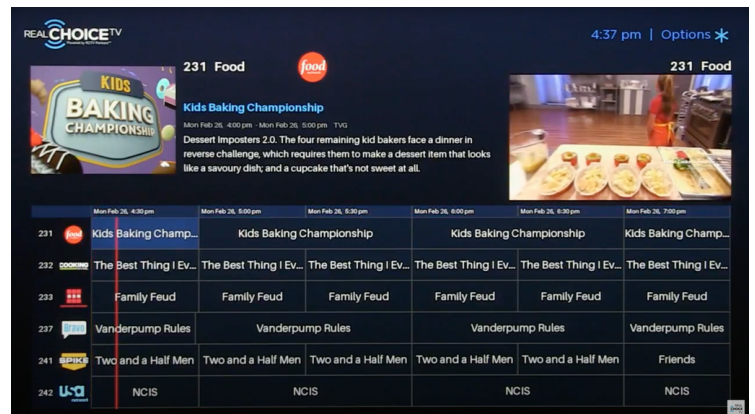
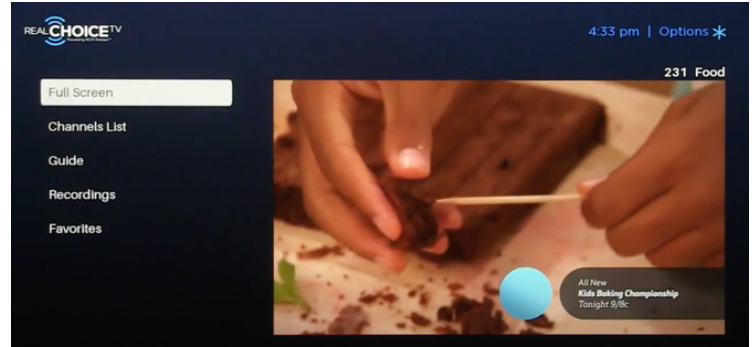
From your main screen, scroll down to **Channels List**, this is where you can see a list of channels and browse until you make your selection. Press "OK" once you found a channel you want to watch. The red line on your screen shows current the LIVE broadcast.

CHANNEL LIST

This is a secondary way to access your channels, this method is listed under "**Guide**" and shows one channel at a time including a title and description of the show. Once you've made a selection press "OK"

DVR

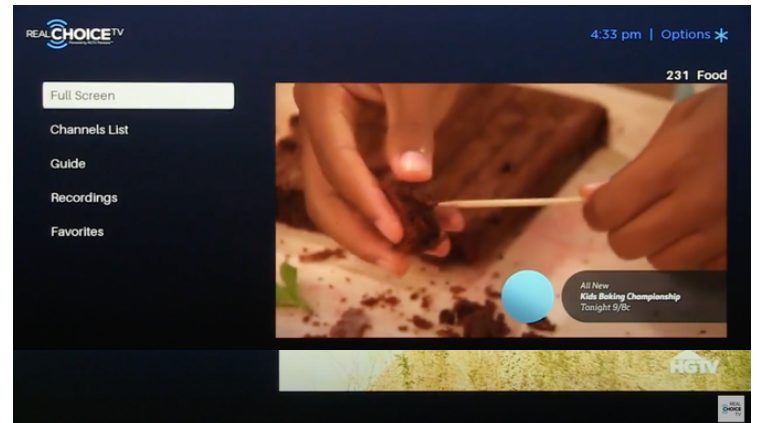
If you have a show you want to record, use your channel list to locate your show and press the star key on your remote and a list will pop up allowing you to select "**record**." If there is a series you want to record, you can select that off the list as well.



REALCHOICE TV

RECORDINGS

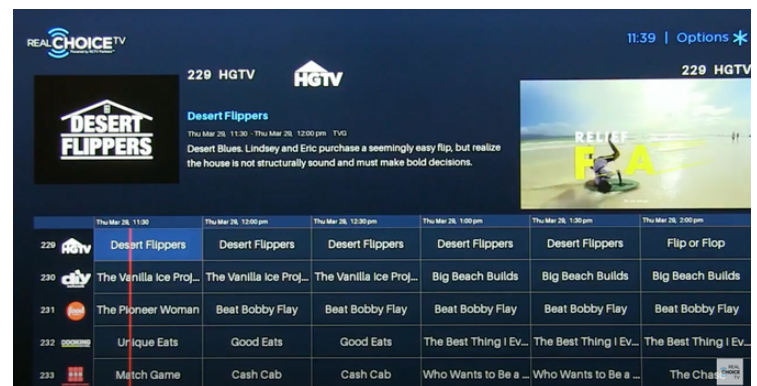
To access your recordings, go to the main menu and select **"Recordings"** once you've entered the queue it will show you what programs have been recorded, what programs are scheduled to be recorded and what series recordings have been set up. This is where you may delete your recording once selecting the program you want to delete.



REPLAY

You can rewatch programs using the feature replay as long as they were live within the past 24 hours.

To access, go to your **"Guide"** and highlight the program that was missed. Press the **Option** button and select replay.



FAVORITES

If you would like to set a channel as a favorite, simply go to the **"Guide"** and select the channel you want, press the **"Options"** button and select **"Add to Favorites"** to access all your favorited channels, click on favorites from your main screen and your favorited programs will populate.

